

# MERCEDES SLS

## Warning triangle

### Removing the warning triangle

The warning triangle is secured on the inside of the boot lid.

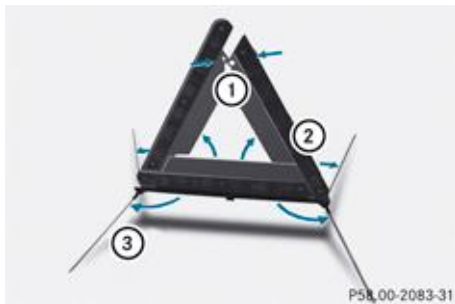


Open the boot lid.



Turn the catch 90° in the direction of the arrow and remove warning triangle ①.

### Setting up the warning triangle



Fold feet ③ down and out to the side.



Pull side reflectors ② upwards to form a triangle and lock them at the top using upper press-stud ①.

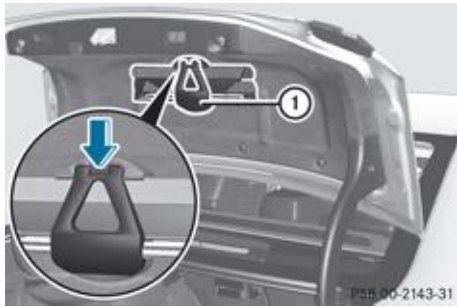
# MERCEDES E

## Warning triangle

### Removing the warning triangle



**Saloon:** open the boot lid.



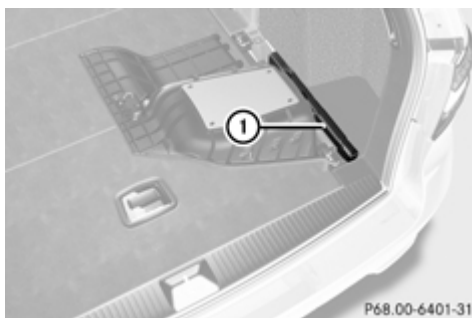
Press warning triangle holder ① up in the direction of the arrow, open it and remove the warning triangle.



**Estate:** open the tailgate.

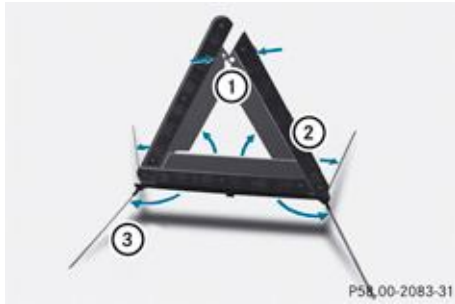


Open the right-hand side trim panel.



Remove warning triangle ②.

### Setting up the warning triangle



Fold feet ③ down and out to the side.



Pull side reflectors ② upwards to form a triangle and lock them at the top using upper press-stud ①.